


Nash County

LOCAL FARMS AND FOOD PROFILE

DATA FROM 2012 & 2007 USDA CENSUS



140,620
ACRES OF FARMS IN NASH COUNTY




CENSUS DATA UNAVAILABLE FOR 2012

GROSS REVENUE FROM AGRITOURISM & RECREATIONAL ACTIVITY

\$113,000

2007 CENSUS DATA




327 ACRES
AVERAGE SIZE OF FARM



430
FARMS IN NASH COUNTY



= 50 FARMS



184
ANIMAL FARMS IN NASH COUNTY



= 50 FARMS

5 FARMS WITH AGRITOURISM & RECREATIONAL ACTIVITY



\$72,327,000

VALUE OF ANIMAL PRODUCTS IN NASH COUNTY



37 FARMS THAT SELL DIRECT TO CONSUMER

\$1,420,000
DIRECT TO CONSUMER SALES



12 FRUIT, NUT & BERRY FARMS



= 10 FARMS



52 MELON, VEGETABLE & POTATO FARMS

= 10 FARMS



5

FARMERS MARKETS, ROADSIDE STANDS, AND PRODUCE MARKETS IN NASH COUNTY




CENSUS DATA UNAVAILABLE FOR 2012

FARMS

SELLING THROUGH



CSA




2

FARMS SELLING THROUGH CSA
2007 CENSUS DATA

\$195,000

SALES FRUIT NUT BERRY FARMS



\$32,848,000

SALES VEGETABLE, MELON, POTATO FARMS



84,803
ACRES HARVESTED



Agriculture as Economic Development



Agriculture is one of North Carolina's top industries, bringing more than \$84 billion into the state's economy each year – that is 17% of the state's income! Over 16% of the state's workforce is employed in the agribusiness sector, and the state ranks 8th in the nation for agricultural cash receipts.¹ NC farms and agribusinesses are meeting the demand for food and food products by producing over 80 different commodities.²

This Local Food and Farms factsheet is designed for economic developers, planners, local food advocates, and community members to understand their geography's place in the multibillion-dollar NC agricultural industry. The economic indicators provided here can help local governments as they design ways to support agricultural businesses as key components of vibrant and resilient local economies.

Each region in North Carolina presents a unique set of opportunities for sustainable economic growth and entrepreneurship. Consider one example: When school systems purchase food from local farmers, students benefit from access to healthy fresh produce, farmers benefit from sales into local schools, and the community benefits because these local sales are spent at other local businesses. This type of local business opportunity keeps farms in production, maintaining North Carolina's agricultural asset base both in terms of land and farming know-how. And it keeps dollars spent on food circulating among other local businesses.



As decision makers consider policies, programs and practices to support the agricultural sector there are numerous examples and supporting reports providing guidance:

Center for Environmental Farming Systems (CEFS) Resources:

Local Government Guide to Developing Local Food Economies

<https://cefs.ncsu.edu/food-system-initiatives/local-food-economies/local-government-guide-to-food-economies/>

NC Growing Together Local Food Economies Initiative (includes NC case studies)

<https://cefs.ncsu.edu/food-system-initiatives/local-food-economies/>

The NC 10% Campaign Initiative

<https://www.nc10percent.com/>

From Farm to Fork: Building a Sustainable Local Food Economy in North Carolina

<https://cefs.ncsu.edu/resources/from-farm-to-fork-a-guide-to-building-north-carolinas-sustainable-local-food-economy-2010/>

USDA:

The Economics of Local Food Systems: A Toolkit to Guide Community Discussions, Assessments, and Choices

<https://www.ams.usda.gov/sites/default/files/media/Toolkit%20Designed%20FINAL%203-22-16.pdf>

NC State University:

The North Carolina Food Processing and Manufacturing Initiative: An Economic Feasibility Study

[http://harvest.cals.ncsu.edu/ckfinder/userfiles/files/The%20North%20Carolina%20Food%20Processing%20and%20Manufacturing%20Initiative%20-%20An%20Economic%20Feasibility%20Study\(1\).pdf](http://harvest.cals.ncsu.edu/ckfinder/userfiles/files/The%20North%20Carolina%20Food%20Processing%20and%20Manufacturing%20Initiative%20-%20An%20Economic%20Feasibility%20Study(1).pdf)

American Farmland Trust:

Growing Food Connections: Building Local Government Capacity to Support Agriculture and Promote Food Access

<https://www.farmland.org/initiatives/growing-food-connections>



¹ <https://projects.ncsu.edu/cals/agcomm/news-center/media-releases/ag-and-agbiz-worth-84-billion-in-nc/>

² <http://www.ncagr.gov/stats/general/overview.htm>

Infographic sources

USDA Census of Agriculture

North Carolina Public Health Department- Farmer's Market Data